

Old Pueblo A

January 2020



Tucson Chapter

Model A Ford Club of America



OLD PUEBLO A



Official Monthly Publication
 Tucson Chapter, Model A Ford Club of America
 7060 E. 21st Street, Tucson, AZ 85710
www.tucsonmodelafordclub.org

ADVERTISING RATES:

Cover Ads.....\$20.00/year

EDITOR:

David Rivard

PO Box 249

Vail, AZ 85641

520-428-4929

modeladude@outlook.com

TUCSON CHAPTER DUES:

\$15/year family or

\$10/year individual

MEETINGS:

Regular meetings are held on the first Tuesday of each month (except December) at 7:30 PM.

Jim Click Ford

6244 E. 22nd Street

Tucson, AZ 85711

MONTHLY OUTING:

Fourth Sunday of the month or as voted by the club membership

The Tucson Model A Club is a local chapter of MAFCA:

Model A Ford Club of America, Inc.

250 S. Cypress Street

La Habra, CA 90631

562-697-2712

Toll free (for orders only, including MAFCA membership):

866-379-3619

www.mafca.com

2020 OFFICERS

President:

David Ramsower

ramsowerd@gmail.com

520-661-4493

1st Vice President:

Sindy Osterman

scubamngirl51@gmail.com

651-338-3390

2nd Vice President:

Rey Brown

softtopcoupe@yahoo.com

520-296-2079

Treasurer:

Mike Liebert

hikingmike@aol.com

520-529-8662

Secretary:

Frank Pyrdeck

frankpyrdeck@aol.com

520-870-9017

2020 BOARD OF DIRECTORS

Chuck Thim

Ray Feierstein

Dan Jensen

Tom McWilliams

Ernie Williams

Joe Findysz



Your Tucson Model A Club officers and board members wish to thank each of the following members who have paid their 2020 dues. It's not too late for the remaining 31% of members to remit their dues for 2020!

See page 14 for details.

Thanks again to each of you:

- | | | |
|---------------------------------|---------------------------------------|--------------------------------|
| Allison, Shorty & Isabel | Jones, DJ | Parsons, Scott & Cathy |
| Allison, Alejandro & Rebecca | Kapferer, Bill & Karen | Petrick, Kenneth & Gelaine |
| Allen, Ron & Nancy | Kent, Carey | Pilcher, Jerry & Karen |
| Beebe, James & Sally | Kunz, Richard & Frances | Pyrdeck, Frank & Nancy |
| Beebe, Howard | LeClair, Mike & Sylvia | Ramsower, David & Molly |
| Bellon, Mike & Soraya | Leydon, John K | Reding, Peter & Christina |
| Birt, Barbara Jo | Liebert, Mike & Ann | Reding, Mike |
| Boaz, James & Rita | Logan, Sam &
Linda Willmore | Rivard, David |
| Borg, Vic & Linda | Lown, James & Tatiana | Roberts, Garrett & Amy |
| Brixey, Tom &
Chapman, Lynda | Lundberg, John & Regina | Roberts, Gary & Laura |
| Burgheimer, Simon &
Mildred | Magill, Robert & Kathleen | Ross, Harvey & Betty |
| Carlson, Dan & Diana | Mauthe, Richard J & Edith | Saxwold, Robert & Rose |
| Cyr, Al & Danna | McWilliams, Tom & Kathie | Schneider, Cliff |
| Davis, Buzz & Kay | Mietzner, Fritz & Jeanne | Sotardi, Ronald & Frances |
| Doty, Virginia | Mohr, Thomas & Laura | Steele, Nolan & Nancy |
| Edwards, Ron & Bernice | Molander, Charles & Nancy | Stevens, Leland & Donita |
| Edwards, David & Kaylee | Montgomery, Allen &
Nancy Riechers | Stroehlein, Jack & Iola |
| Elvick, Allen & Marianne | Montgomery, Hearold &
Shirley | Strong, Norm & Christy |
| Eppley, Jeff & Candi | Moreno, Tony &
Carol Hawkins | Thim, Chuck & Lynn |
| Feierstein, Ray & Sandra Blitz | Murphy, Eugene | Thompson, Johnny & Gay |
| Ferrara, David & Kristin | Neal, Andy Jr. & Tina | Trimble, Betty |
| Findysz, Joe & Kelly | Neal, Andy Sr. & Anita | Trujillo, Ray & Beryl Shanahan |
| Harper, Paul & Lee | Nelson, Don & Dorothy | Tucker, Dave |
| Held, Richard & Jane | Osterman, Dan & Sindy | Upton, Dick & Pauline |
| Horton, Margaret | Paral, Thomas A & Elaine | Vagasky, Donald & Teta |
| Jensen, Dan | | Whalen, Richard |
| Johnson, Don & Diane | | Williams, Ernest & Ann |

Unusual Spark Plugs from the Model A Era

Thanks to Ken Arritt of the Cuesta Crankers (San Luis Obispo MAFC)



Let's go under the hood of an old car and see what we can find. What, for example, is that thing pictured on the left? And why would a Mario Brother braze a plumbing part onto a spark plug? Well, THAT is a Primer Spark Plug. Those were once made by every major spark plug company and you could buy one for any car.

Why would you want a faucet attached to your spark plug? Early gasoline formulations had a problem with volatility, especially at low temperatures. That made

starting difficult on a cold day. The Primer Spark Plug permitted you to prime your car engine prior to starting it. You would open those faucets on each of the spark plugs and, using a small funnel, pour gasoline or, better, more volatile liquid ether, into each cylinder.

You could easily buy the ether in small screw top tins at any pharmacy. After closing the valves on the spark plugs you could start the car using that primer fluid.


Green Spark Plugs?



You thought all spark plugs had white porcelain insulators, right? They do now. But at one time the Splitdorf Company made a premium spark plug that was very recognizable because of its hexagonal insulator and its green

color. The color was not a marketing or esthetic choice. Splitdorf Spark Plug insulators were made out of ruby mica rather than porcelain. The mica was more durable than porcelain being less susceptible to cracks and breaking.

(continued on next page)



Unusual Spark Plugs from the Model A Era

(continued)

Glass Spark Plugs?




Glass Spark Plugs were once used for tuning cars. The glass insulator allowed the mechanic to see into the cylinder while the engine was running and view the color of the combustion. If the burning air/fuel mixture was a yellow-orange color you knew the mixture was too rich and you turned in the low or high speed needle valves on the

carburetor. When the color seen through the Glass Spark Plug was pale blue, the mechanic knew that the air/fuel ratio was around the desired 14.6:1. Similar glass spark plugs were used as late as the 1970s.

Rebuildable Spark Plugs?

When the center electrode of a spark plug has been burned up or filed down or if the porcelain insulator has cracked you throw it away, right? Not in the teens and twenties. Spark plugs were once rebuildable. Here is a page from a 1921 auto supply house catalog. Look at the bottom right corner of that page.

Those are separate spark plug center electrodes and insulators. Now look carefully at the spark plug shown at the top left of the page. See the hex nut just below the porcelain insulator and above the metal hex body of the plug? Those spark plugs were rebuildable. You could unfasten the hex nut, remove and replace the insulator and center electrode, insert a new gasket to seal the insulator within the metal body of the plug, and replace and tighten the hex nut giving you a rebuilt spark plug.





GENERAL MEETING MINUTES

January 7, 2020



Meeting called to order: David Ramsower at 7:30 PM.

Minutes: Previous minutes were approved.

Treasurer's Report: Reviewed balance, expenses, and income. About 69% of our members have paid dues so far with a 100% goal. Mike L.

Correspondence: The Desert A, Modesto A's 54th Annual SWAP Meet on January 25, 2020 in Turlock, CA, Letter from Model A Youth Restoration Award Program

New Members and Guests: Ray Trujillo & Beryl Shanahan, Tom Brixey & Lynda Chapman.

Door Prizes: Thanks to those who donated prizes.

Refreshments: David & Molly and Mike & Ann Liebert. Need volunteers for this year - Rey Brown

Old Business:

- Dec 8; Holiday Party update. The number of people that attended exceeded our commitment, it was a good time, and we need to do it again. Shorty A.
- Club hat sales update. There are still some available at \$10.00 each. They go good on your head. Ray F.

New Business:

- Feb 22 – White Elephant Sale. Club approved date change to Saturday at Tucson Estates. Rey B.
- Fords on Fourth – March 8th - Joe F
- Approval of a \$100 donation to Model A Youth Restoration Award – David R & Mike L.

Upcoming Outings:

- Jan 19 – Dillinger Days new date. A Sunday this year. Hours are 9 am – 4 pm. Cars need to be in-place starting at 8:00 am, but before 9:00 am. We need 50 or more vehicles. This is our biggest fundraiser. Speakeasy event on Saturday night – Ray F.
- March 27 – 29; Globe AZ Overnighter, Trip summary with points of interest provided with more details on lodging to come. Ernie W.

Meeting adjourned at 8:15 PM

Next General Meeting is February 4, 2020 at Jim Click Ford

Next Board Meeting is January 19, 2020 at Maynards

EVENTS CALENDAR

Tuesday January 7 — General meeting. See minutes on page 6.

Sunday January 19 — Dillinger Days Car Show & Re-enactment.

Note Sunday date this year.

Contact: Rey Feierstein 531-9724. See page 8.

Tuesday February 4 — General meeting.

Saturday February 22 — Annual White Elephant Auction and Sale, Tucson Estates Clubhouse. **Note Saturday date this year.**

Contact: Rey Brown 296-2079. See page 9.

Tuesday March 3 — General meeting.

MAFCA NEWS

2020 MAFCA Membership Roster — will be available in April. You can order it now on the MAFCA website at www.mafca.com.

2020 Members Only Password Change — A username and password are required to enter the MEMBERS ONLY area of the MAFCA website. Every member uses the same credentials. The username never changes: it's "member" (without the quote marks) and lower case. The password changes each January. The password is always printed in *The Restorer* on the bottom of the Table of Contents page. Beginning January 15, use the new password printed in the January/February 2020 issue of *The Restorer*.

Writing Checks to MAFCA — MAFCA has just been notified that as of January 1, any checks sent to MAFCA must have "Model A Ford Club of America" as the payee and NOT the abbreviation MAFCA. Our bank says that any checks received without our full name will be returned to the sender. Sorry for the short notice about this, but we JUST found out about the new rule. So remember, when writing a check to MAFCA, make sure it's payable to "Model A Ford Club of America".

Dillinger Day

Sunday January 19



This year Dillinger Day is on Sunday, January 19. The show runs from 9 AM to 4 PM. Vehicles should get there after 8 AM, but no later than 8:45 AM, as they will close you out and not let you in after 9 AM.


Parking will be on Congress in front of the hotel if you like, or on Toole. **There will be no parking on 5th, except for the three getaway cars** (Jeff E., Cliff S., and Gary R.).

The show times for the reenactment will be 11 AM, 1 PM and 3 PM. We can leave at 4 PM. If for some reason you have to leave early, park so you can get out, or in front. Rain or shine, we hope to see you all there for a fun day.

Thanks, Ray Feierstein
531-9724

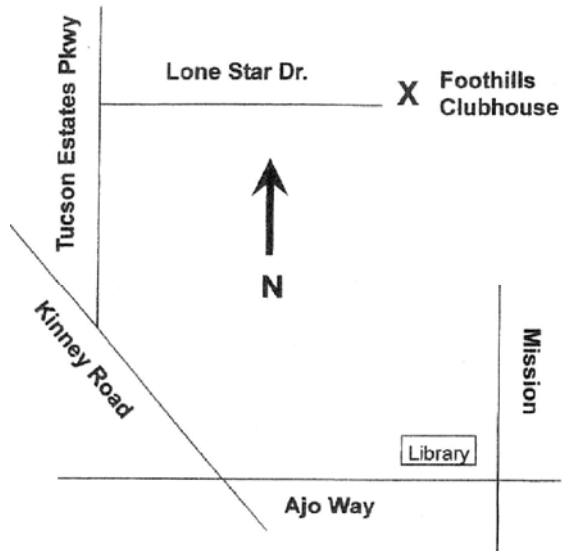

Annual White Elephant Auction Saturday February 22

Join us for our annual White Elephant Auction and Sale on Saturday February 22 at the Tucson Estates Clubhouse. **Note that it's on a Saturday this year!** Meet at the Mission Library (NW corner of Mission and Ajo) at 11:15 AM for an 11:30 departure (or go straight to the clubhouse after 11:30, if you wish).



Lunch will be served at 12 Noon. Bring a side dish or dessert. Club provides main dish (Brats and Chicken).

Contact: Rey Brown 296-2079



January



- Jan 2 – John Leydon
- Jan 3 – Kristin Ferrera
- Jan 6 – Mary Kay Holcomb
- Jan 7 – Gwen Dean
- Jan 10 – Charles Molander
- Jan 10 – Barbara Sue Scheer
- Jan 16 – Lynn Thim
- Jan 17 – Robert Oberst
- Jan 17 – David Ramsower
- Jan 18 – Paul Harper
- Jan 19 – Nathan Abel
- Jan 19 – Rick McLain
- Jan 21 – Richard Whalen
- Jan 23 – Nancy Steele
- Jan 23 – Peter Reding
- Jan 24 – Hearold Montgomery
- Jan 26 – Sindy Osterman
- Jan 28 – Robert Saxwold
- Jan 31 – Dick Upton

NEXT MEETING:

Tuesday February 4, 2020

*Meeting Refreshments
will be provided by:*

Bob Karn &
Christina Laukaitis
Gay & Johnny Thompson



Ray Trujillo & Beryl Shanahan
Tucson
1929 Tudor

Tom Brixey & Lynda Chapman
Tucson
1929 Tudor Sedan

**Happy
New Year!**

Happy Anniversary



- Jan 6 – Jim & Sally Beebe
- Jan 14 – Greg & Meshell Mortensen
- Jan 25 – Fritz & Jeanne Mietzner



Jim's Tech Tip

Front Wheel Bearing Installation and Adjustment

1. See that front hub, inner and outer bearings are packed with grease.
2. Front hub washer should slide over threads on spindle body with fingers (loose fit).
3. Install nut and tighten it while slowly turning the brake drum so that all component parts are pulled together snugly; that is, inner and outer bearings will be snug in cones, washer is tight against outer roller bearing, and nut tight against washer. (There will be a slight drag when drum is turned.) Not over 8-10 ft-lbs of torque is required to get these results.
4. Turn nut BACK two castle slots (this is approximately $\frac{1}{4}$ turn of nut); insert cotter pin and try bearings for a slight side play and a free spinning drum or wheel.



Don't forget the cotter pin! The nut will back out and the wheel will come off. That will totally spoil your Model A Day!

TINY TIPS

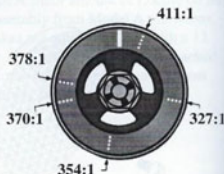
R

HOW TO DETERMINE YOUR REAR END RATIO

Here's one way to find out the ring and pinion ratio in your Model A. Park on a flat surface with several feet of clear space in front. Remove all four spark plugs. Put a chalk mark on a rear tire at 6 o'clock as shown. Mark the front of the crank pulley at 12 o'clock. With the help of a friend, and the transmission in high gear, push the vehicle forward and watch the mark on the crank pulley. Count the number of times the mark on the pulley reaches 12 o'clock and stop when the tire mark is at 6 o'clock again. Note the position of the mark on the crank pulley. The mark you made will be at approximately the area of your gear ratio as shown.



With 411:1, the crank pulley will have made 4 $\frac{1}{8}$ revolutions.
The crank pulley will have made three complete revolutions, then a little past $\frac{3}{4}$ of a turn with a ratio of 3.78:1 (standard).



Submitted by Dan Ritt, Mt. Arab, Ohio
Illustrated by Dick Lewis, Lawrenceburg, Indiana

Jim's technical tip

by Jim Cannon, MAFCA Technical Director

From the "Ford Model A Service Bulletins", February, 1928:

When changing the oil in the engine pan, the new oil can be poured through the breather pipe more rapidly and will not bubble over if the oil level indicator (dip stick) is withdrawn.

When replacing the indicator be sure that both the short and long ends of the indicator enter the opening in the crankcase, and that the indicator is pushed down as far as it will go. Failure to insert both ends in the opening permits oil to splash out.

A Little Ribbon Goes a Long Way; Easy Women's Hat Decorations

By Laurie Elliott, Santa Clara Valley Chapter

Why settle for a hat that “can pass for” vintage, when you can make your hat yell, “I Look Vintage!” loud and clear? I’ve taken three simple Model A era hats from the MAFCA Fashion Guidelines and Book of Fashion Facts and written directions for how you can reproduce their ribbon embellishments.

Hat #1 Simple Gathered Rosette Cockade



This 1931 hat is from the MAFCA Fashion Guidelines, page 386, and the embellishment is very easy to make. To get a flat, round shape you need to cut enough ribbon. To calculate the amount, take the width of the ribbon in inches and multiply that number by 7 inches.

Hat #2 Layered Loops



Layered Loops isn't an authentic name, just something I made up to describe the main ribbon embellishment, and it's surprisingly easy to construct. This hat, dated 1928, is from MAFCA Fashion Guidelines, page 383.

(continued on next page)

Easy Women's Hat Decorations (continued)

Hat #3 Folded or Pleated Ribbon Rosette Cockade



According to Wikipedia, Cockades, or the French Cocardes, have been used for centuries by men to show military rank, nationalist or political affinities. Women started wearing them around the nineteenth century, usually on hats, and were still in use for decorative purposes during the Model A era. Although many cockades are round or rosette in shape, many are also oval, oblong, triangular, full circle, half or part circle, or arch shapes. They may be made as single rows of ribbon, two or more rows of ribbon, or spirals. They might be made of one or several colors. They can be lush like roses and chrysanthemums or stark and geometric.

The Model A era photo, above, (from *A Book of Fashion Facts*, page 204, and dated c. 1928-1929) shows a double pleated row, but I made mine as a single row, with a little extra fold at the end for added texture and a 1" covered button to hide the center pivot point. You have to be really precise to have that center point exposed, but it's doable.

For complete How-To instructions and more detailed information on all the above hats, read the full article on the MAFCA Website at:

<http://www.mafca.com/downloads/Fashions/Articles/A%20Little%20Ribbon%20Goes%20a%20Long%20Way%202020-01.pdf>.

Also, check out the other fashion articles on the MAFCA website at:

http://www.mafca.com/ef_articles.html.

DA DUES BE DUE!

It's that time again! Our Tucson Chapter dues for 2020 were due by January 1st. Our chapter dues are still \$10/individual or \$15/family. You can pay your dues at any time, including at our regular meetings and outings. You can also mail your check, payable to "Tucson Model-A Club", to our official address on E. 21st Street (see page 2 of this newsletter), or you can get free express service by mailing your check directly to our Club Treasurer:



Mike Liebert
5785 N Camino Del Conde
Tucson, AZ 85718



Important Reminder: In order to be included in the printed 2020 club roster, your 2020 dues must be paid no later than the general club meeting on March 3. But don't wait and risk being left out — mail yours today and cross it off your New Year's To-Do list!

Thank You to Our 2020 Club Sponsors

Jim Click Ford

Mike & Ann Liebert

Scott & Cathy Parsons

Chuck & Lynn Thim

Elizabeth McCoy



"SHORTY"
LELAND ALLISON
President

Cellular Phone
(520) 982-8965

Email
Sapcon@aol.com

Phone: (520) 747-4934
Fax: (520) 571-8688
3731 S. Chrysler Avenue
P.O. Box 27106
Tucson, AZ 85726-7106



Ace Hardware Stores Inc.
6959 E. 22nd St.
Tucson, AZ 85710
PHONE: (520) 747-9473
CELL: (520) 954-0372
FAX: (520) 747-1290
EMAIL: joe@135hardware.com

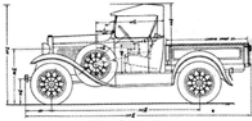
JOSEPH T. FINDYSZ
President

Coollest Hardware Store on the Planet 2016

Old Cars R&R

Repair, Restoration, and Maintenance

Rich Whalen



Model A Pick-Up with Open Cab

520-203-1784
richwhalen@live.com

11863 N Centaurus Pl
Tucson, AZ 85737

NIHOTO

Tucson's Most Reliable & Complete Independent Repair Facility.
Nissan, Honda & Toyota Mechanics.

Andy Neal Jr.

Servicing
Nissan, Honda, Toyota

Model T's and Model A's

560 E. Fort Lowell Rd. • (520) 622-3315

LEVER SHOCKS REBUILT BRAKES SLEEVED AND REBUILT


EXCHANGE OR YOURS REBUILT
BRAKES: SLEEVE ONLY OR
COMPLETE REBUILDING
FAST SERVICE

Apple Hydraulics

1610 Middle Road
Calverton, NY 11933

1-800-882-7753
(631)369-9515

<http://www.AppleHydraulics.com>



APR09

M MITCHELL MANUFACTURING

Steve & Cyndi Mitchell

Mitchell MFG.

530-458-4500 800-859-2088
www.mitchelloverdrivemfg.com

MODEL A FORD
SYNCHRONIZED-TRANSMISSION FORD OVERDRIVES/UNDERDRIVES
VINTAGE CAR OVERDRIVES 1928-1948

P.O. Box 925 1157 Parker St. Colusa, CA 95932

ARIES MUFFLERS & PARTS

ORIGINAL MODEL A FORD EXHAUST SYSTEMS
MADE PRECISELY TO THE FORD DESIGN

ALSO STATION WAGON TAIL PIPES AND
FORDSON TRACTOR MUFFLERS(1917-1936)

AMUFFLER.COM

JDAVIS@AMUFFLER.COM

650.279.6609

CLING'S

Send \$15.00 for booklet on
How to Prepare 1939-1948
Hydraulic Backing Plates

AFTERMARKET PRODUCTS, INC.

Specializing In Hydraulic Brakes for Model A's
Serpentine Pulley System for Model A & B
V8 Transmission Adapter (for L & R Hand Drive)

12452 S. 71st St. • Tempe, AZ 85284-3108
(480) 777-1202 • Email: dcmc1202@cox.net
www.clingsaftermarket.com

The World's Largest Selection of 1909-31 Ford Parts

Snyder's

ANTIQUE AUTO PARTS

12925 Woodworth Rd. • New Springfield, OH 44443

Toll Free Ordering (888) 262-5712

or FAX (888) 262-5713

Order On-Line @ www.snydersantiqueauto.com



FREE Fully Illustrated CATALOG
\$10.00 outside the U.S., Canada, & Mexico



ARIZONA MODEL A, L.L.C.

- NEW PARTS
- USED PARTS
- SERVICE
- RESTORATION
- HOUR: TUES-FRI 9-12, 1-5
SAT & EVES BY APPOINTMENT



SAMUEL P. GUTHRIE

11838 S. GILBERT RD., CHANDLER, AZ 85225

(480) 782-0266

BRATTON'S

ANTIQUÉ AUTO PARTS

1606 Back Acre Circle
Mount Airy, MD 21771

800-255-1929 Phone
www.brattons.com

800-774-1930 Fax



**7060 E. 21st Street
Tucson, AZ 85710**

First Class

Jim Click Ford

Sponsors the Tucson Chapter

Model A Ford Club of America

